

Successfully Implementing a District-Wide Video Solution





Brandon Fischer
Territory Manager
Cisco



Tim Watrous
President
Digital Advisors

Presenters

Bandwidth Recommendations:

High Quality Video

1.0 Mbps (Receive/download)

1.5 Mbps (Send/upload)

Standard Quality Video

0.5 Mbps (Receive/download)

0.5 Mbps (Send/upload)

www.speedtest.net

7:27am



9:14am



Performance Considerations

- 1 Security
- 2 Work-Flow
- 3 Licensing
- 4 Technical Integration
- 5 Professional Development

Agenda



Cisco
webex

zoom



Video Platform Overview

Similarities between all platforms:

Basic “social” meeting experience
(think Facetime)

General feature set – mute, share
content, record, etc

Free VOIP audio

Differences between all platforms:

Business Continuity/Integration

Meeting or Recording Limits

Audio options (VOIP, Toll, Call back)


Webinar or Training Functionality

Customization

Encryption and/or Privacy Settings

Licensing/Cost

Video Platform Overview



No felt need

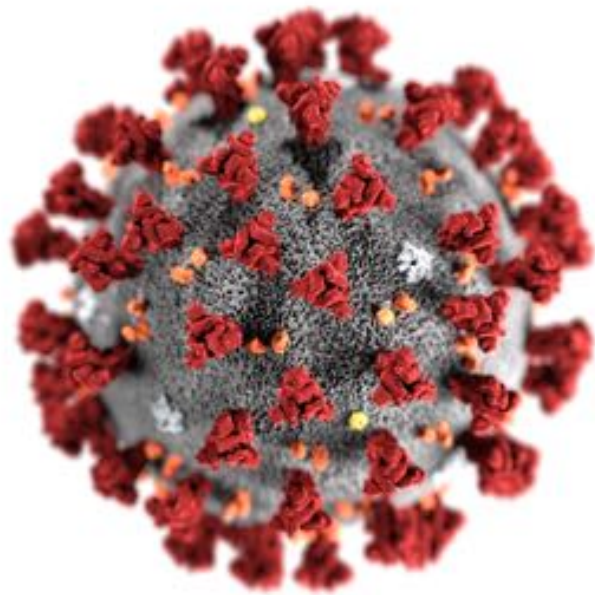
Reluctance to break from habit

Unfamiliarity with tools

Limited budget

Fear of the unknown

Why was K-12 slow to adopt video?



COVID-19



Forced us **Felt** need
to break from habit
Familiar with Tools
Finding budget
No Fear of the unknown

The New Normal



Education will never be
the same

The New Normal



The New Normal

“We shall not cease from exploration, and the end of all our exploring will be to arrive where we began, and to know the place for the first time.”

- T.S. Eliot



The New Normal

- 1 Security
- 2 Work-Flow
- 3 Licensing
- 4 Technical Integration
- 5 Professional Development

Agenda



The tools
have to be
safe

Data Privacy

&

We have to
use the
tools safely

Settings and
Training



Data Privacy

Who “owns” my data?

Where are your servers located?

Are you sharing data with other companies?

How are transcripts of meetings stored and accessed?

Are you FERPA and CIPA Compliant?

Do you provide end-to-end encryption?

A Virtual Room works just
like a Physical Room!



Is the door locked?

Do I have a guest list?

Is anyone guarding the door?

Is my address posted or public?

Can I remove unwanted guests?

Do I have control once they are inside?

Settings and Training

- 1 Security
- 2 Work-Flow
- 3 Licensing
- 4 Technical Integration
- 5 Professional Development

Agenda



Can my instruction still be effective?


How do I manage my classroom and supervise break-out rooms?



Teacher

How can I hold IEP or 504 meetings?

Are my teachers and students safe when using the tool?



Administration

Does this work for Board Meetings?

Am I complying with Brown Act provisions??

Is the CIPA and FERPA compliant?



Superintendent

Can I find my meeting numbers on Google Classroom?

Where can I access a recording if I miss a session?



Student

What does it take to manage all this?

Can we make global changes and updates?

How much does it cost??



CTO/IT Support

Stakeholder Questions

Make sure your solution works for all stakeholders



Teacher



Administration



Superintendent



Student



CTO/IT Support

Stakeholder Questions

Moving from
THIS



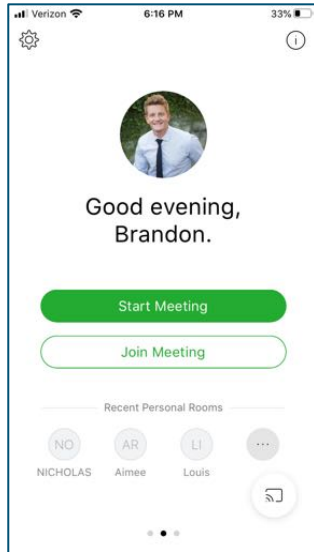
To
THIS



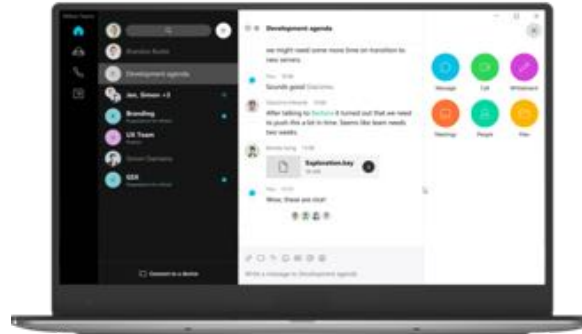
Quality of
Conference/Classroom
Room Experience
Consistency of Platform
Integration with Personal
Devices

“Physical Space” Roadmap

Mobile Experience



Chat and File-Sharing



Phone Compatibility



Other Things To Consider



Our organization-wide
video decision needs to
thoughtfully and
strategically considered

Moral of the Story?

- 1 Security
- 2 Work-Flow
- 3 Licensing
- 4 Technical Integration
- 5 Professional Development

Agenda



- 1) Who in my organization could benefit from robust video capabilities?
- 2) What Capabilities does the license provide?
- 3) What is the Cost per User?

Three Questions

1) Who in my organization could benefit from robust video capabilities?



Teacher



Administration



Superintendent



Student



DO/Support Staff

*Recommendation: Don't let the license be a roadblock.
Free all stakeholders to leverage the tool.*

2) What Capabilities does the license provide?

Three Questions

Don't get Tricked!

Webinars/Trainings

of Participants

Recording Limits

Length of Meeting

Audio/Call-in Options

Integrations - LMS,
Google, Active Directory

Vendors keep bolting on
additional charges



K-12 promo:
\$11-14 per year

To get an estimate for your district, add up your total teachers, admin, office staff and multiply by \$11-14

3) What is the Cost per User?

Three Questions

- 1 Security
- 2 Work-Flow
- 3 Licensing
- 4 Technical Integration
- 5 Professional Development

Agenda



- 1) **Management** – Can I add/remove licenses and make organization-wide changes?
- 2) **Analytics** – How can I use data effectively?
- 3) **Compatibility** – How does it work with my other district tools – LMS, Calendar, Google, etc?

Key Considerations

Analytics and Management

- 1) **Management** – Can I add/remove licenses and make organization-wide changes?
- 2) **Analytics** – How can I use data effectively?
- 3) **Compatibility** – How does it work with my other district tools – LMS, Calendar, Google, etc?

Key Considerations



Webex supports:

Canvas

Moodle

Blackboard

D2L Brightspace

Sakai

Schoology (pilots)

LMS Integration

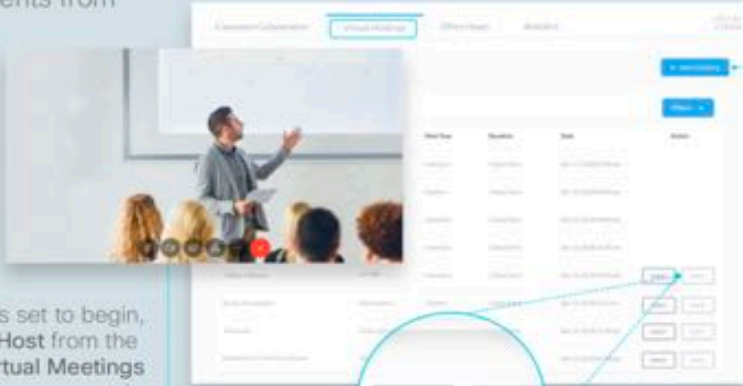


Virtual Meetings

Instruct your students from anywhere using audio, video and file sharing.



When class is set to begin, click **Host** from the **Virtual Meetings** tab.

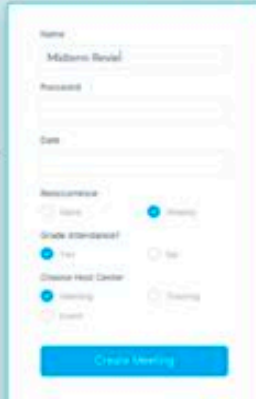


HOST **EDIT**

Click **New Meeting** to schedule your next class.



Keep track of student attendance from the **Past Meetings** tab.



Webex supports:

Canvas

Moodle

Blackboard

D2L Brightspace

Sakai

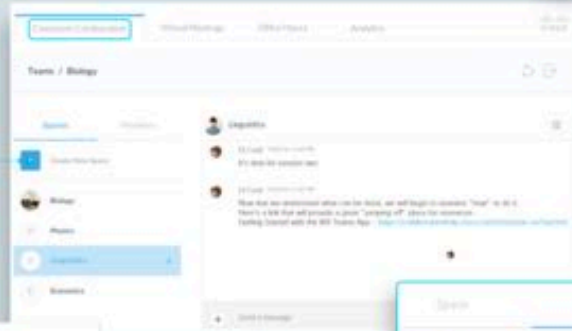
Schoology (pilots)

Classroom Collaboration



Meet where you teach with the Cisco Webex Education Connector integration.

Seamlessly integrate Webex Teams and Webex Meetings into your learning management system.



Invite students from the **Members** tab where they can message over desktop, tablet or phone.



Create **Spaces** to mediate your course discussions.

Webex supports:

Canvas

Moodle

Blackboard

D2L Brightspace

Sakai

Schoology (pilots)

- 1 Security
- 2 Work-Flow
- 3 Licensing
- 4 Technical Integration
- 5 Professional Development

Agenda



Think Long-Term

Invest heavily in your most critical resources

Train the Trainer

3-5 year investment

Leverage Manufacturers and Vendors

Professional Development

- 1 Security
- 2 Work-Flow
- 3 Licensing
- 4 Technical Integration
- 5 Professional Development

Agenda





Our organization-wide video decision needs to thoughtfully and strategically considered

Moral of the Story?



We are here to help!
Have your team talk to us.

Cisco
webex

Moral of the Story?

“This could have been an
~~email...~~”

The New Normal

“This could have been a
Virtual Meeting...”

The New Normal

Thank you!

